







# ReTies Activity Sheets



**Materials Needed:**

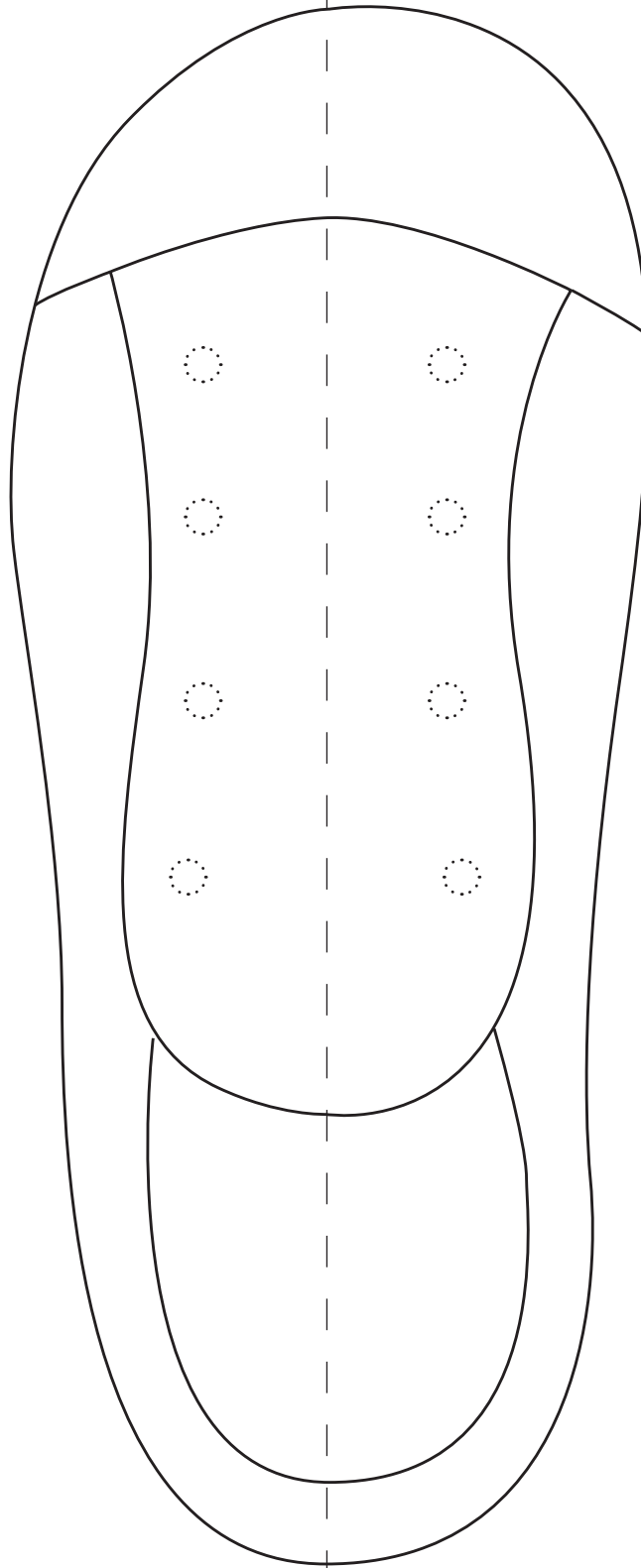
Cardstock, hole puncher, inner tube rubber.

Each activity requires specified lengths of tube and directions (see individual sheets for details)  
Activity sheets also allow for coloring so markers or crayons are good to have on hand.

# Slip-on Sneaker ReTies Activity

Make laced shoes, slip-ons with rubber inner tube laces

(Lace length at least 28 inches)



(Print on card stock)

fold lightly on dotted line to punch shoelace holes




**Color in Sneaker  
if you wish**

# Garden/Plant ReTies Activity

Give climbing plants some extra support with rubber inner tube ties  
(Tie length at least 7 inches)

For thicker tie double or tripple punch a hole



**Color in Plant  
if you wish**

(Print on card stock)


fold lightly on dotted line to punch garden tie holes



# Gift Wrapping ReTies Activity

Old inner tubes can be cut into strips of ribbon  
and used in gift giving  
(Ribbon length at least 28 inches)

For thicker ribbon double or tripple punch a hole



**Color in your own Wrapping Paper**

(Use inner tube strips to make a ribbon and tie a bow)

(Print on card stock)